



MediaINFO

Giving life to digitized content.

MediaINFO is all in one software solution for easy viewing, browsing, searching, cataloging and sharing digitized Books, Manuscripts, Technical drawings and Art.

www.geneza.com



Annotate and share with other users



Instant access to whole collection to which the user has right to use. Even on remote areas.



High resolution details



Rich meta data and Textual content can be OCR-ed and made searchable



Comparing multiple versions of an image and selecting best for production



Exhibitions and reproductions

Display

Using MediaINFO's display capabilities borders on the magical. All actions are completely fluid in motion. The user can zoom into unprecedented detail in real-time, even where the size of the images can reach gigapixels, there is no speed penalty. MediaINFO also allows thousands of pictures to be represented as single picture, thus practically displaying peta-pixels as seamlessly as displaying a small megapixel image.



Accessible on remote areas

Storylines can be used as an educational tool or as a curator's tour of a precious object that needs to be highlighted. Storyline is created as a list of annotated points at specific location and zoom level within an object where supporting text snippets from a pre-prepared list are played back in a smooth, animated fashion, directly on the interactive object they are describing.

Compare

The comparison tool allows you to select any number of images and compare them side by side in either a horizontal, vertical or grid view. There are also three additional advanced tools available that will make comparison even easier: align, match and lock tool.

Use unified accounts

If your institution allows it, you can use your LDAP account for a personalized experience. The annotations and favorites will automatically synchronize with all devices that you use with the system.



Annotate

Create annotations exactly where you imagined them. Annotations will be recalled exactly at the point where you created them, while MediaINFO will intelligently adjust the zoom level to an appropriate level for optimum viewing comfort.

Create storyline

Curators can create storylines in order to explain details of an image, painting, map, manuscript or some other rich content. Storylines can be used as an educational tool or as a curator's tour of a precious object that needs to be highlighted. Storyline is created as a list of annotated points at specific location and zoom level within an object where supporting text snippets from a pre-prepared list are played back in a smooth, animated fashion, directly on the interactive object they are describing.

Stitch

This tool allows you to merge several images together to be presented as one. It is extremely usable for content that was scanned in pieces due to scanning size restrictions. This tool will allow you to merge those pieces together, recreating the original layout. There are no size restrictions, as the MediaINFO engine can handle virtually unlimited amounts of pixels.

Add to favorites

If you find something special, you can always add it to favorites, so you can quickly and easily recall these "bookmarked" objects with just a few clicks.

Share

Your annotations can be shared with a specific person or a group of individuals that you can freely define yourself. You and your colleagues can then comment on the shared annotation, practically forming an interactive learning/discovery session.

History

You can keep a history of accessed content, so you can re-open and continue exploring an object at the exact page where you last stopped. It works like an automatic bookmark for your convenience.

Metadata

Provided administration tools allow you to add metadata manually (Dublin Core or custom sets) or import them from an existing bibliographic system automatically using unique identifiers* (*based on custom integration depending on bibliographic system and existing services). You can edit metadata at any time, with the results being searchable and updated in real-time. You can also add custom tags or descriptions and custom schemas can be applied on a per project basis.

Explore storyline

Explore digital guided tours called storylines that enhance your experience and guide you through the object you are accessing. You can use them in an automatic play mode, or jump in to explore for yourself at any moment. Then you can resume the playback when you are ready, as whole storyline is part of the interactive object.

Grant access rights

Control access rights to your content based on group/account settings and add user-specific rights if user has purchased or is entitled to extra features (viewing, downloading). You can tightly control who can see what, how they can use that content, and which tools are allowed for each user. You can even lock users based on their IP-address or IP-range.

Paginate

Allows you to visually merge two adjacent pages together in "Recto" or "Verso" mode for easier reading when two pages were intended to be seen together in the original book or periodical. You can also use Z-order for combining map segments or simply for combined view of all images.

Statistics

MediaINFO has built-in statistical module for overview of amount of objects, pages, indexed words, usage of social features and similar. MediaINFO outputs all actions in a log file compliant with Apache "combined" log format and can thus be processed with any log analyzer on the market (Analog, Piwik, Webalizer, ...and many more). It also allows integration with Google Analytics for additional statistical data gathering and real-time usage overview.

Extract content

We have provided advanced tools that will allow you to extract textual and graphical zones from the original scanned files. This means that you will save significant time when quoting a textual source or retyping the content. Image zones can also be easily extracted for further use.

Manage favorites

Control "favorites" lists, offline content, browsing history and search history caches. It is easy to wipe downloaded content in order to save space, or remove history log to address privacy concerns or for legal compliance purposes.

Search through

Search through a collection and receive instant results that are conveniently grouped in selectable facets, allowing you to drill down to more refined hits. For your convenience, MediaINFO remembers your personal history of searches for easy repeat searches. Search allows you to use complex boolean, proximity, fuzzy searches, as well as exact phrases. Each result will display a synopsis of the text that surrounds the hit, helping you choose which of the listed hits is the most interesting to you.



Translate

Extracted textual content can be translated into the large number of languages supported by Google translate® or Microsoft Bing translator® engines.



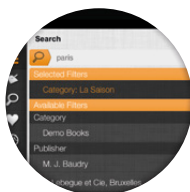
Remote Digital Rights Management (R-DRM)

You can always see how many existing offline downloads exist for any specific object, and force remote deletion based on expiration time, or due to revoked rights. This feature is especially useful for content owners who have legal requirements allowing only a fixed number of digital copies to be offered at any given time. It is also extremely useful for companies dealing with classified content or security agencies.



Highlights

When you search through the text content of an individual object, hits will be shown directly as overlaid highlights on images. This allows you to immediately read the content same as you would on the original book or newspaper. This unique experience means that the text does not become decontextualized, and processing the content into METS/ALTO structure is unnecessary.



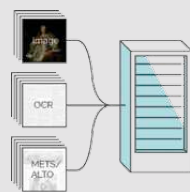
Define search

You can define the searchable fields and the fields for aggregated faceting. The facets allow for quick sub-filtering of search results, making it really easy for your users to quickly identify the object they are looking for. You can enhance search results by using custom dictionaries, stemming rules, word separation rules, synonyms and other techniques.




Offline

Content can be downloaded for offline use, so you can continue reading a book or access selected objects without an internet connection. Forget about format conversions or copying files. You can also choose the quality at which you would like to download an object. It is very easy to review used space and manage cached content, to keep space consumption at a level you feel comfortable with.



Import

MediaINFO imports various scanned and pre-prepared content. Individual images or sets of images can be batch-imported. It also supports more advanced outputs of mixed images with OCR from Abbyy Recognition Server or METS/ALTO outputs from Zissor Content Conversion or CCS Docworks.



Categorize

Easily categorize your content into a hierarchical, tree-like structure, to keep your content easy to browse and neatly organized. In the real world an item often belongs to multiple categories, MediaINFO reflects this by allowing you to assign content objects to multiple categories.